

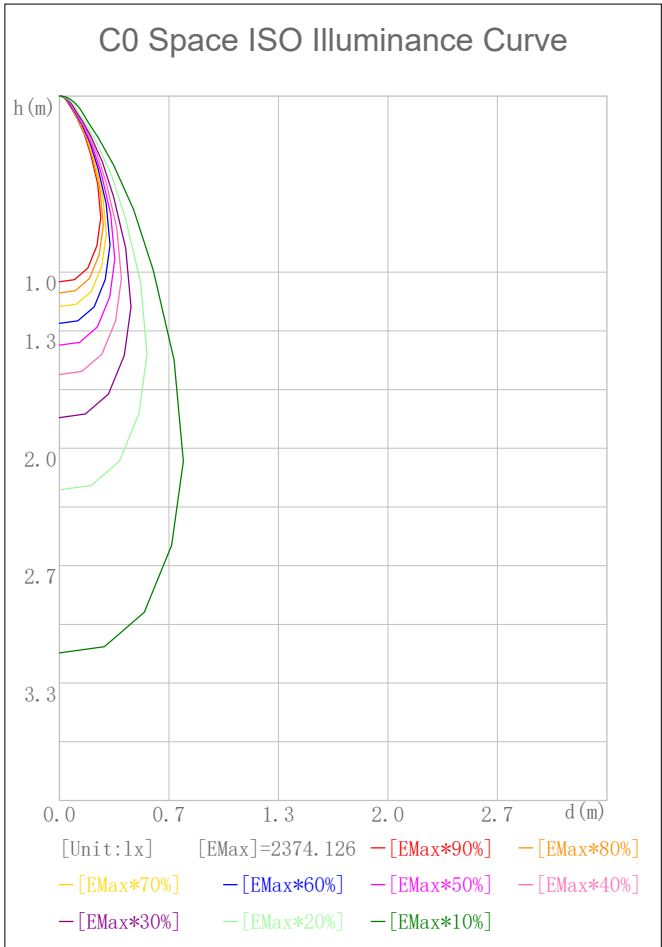
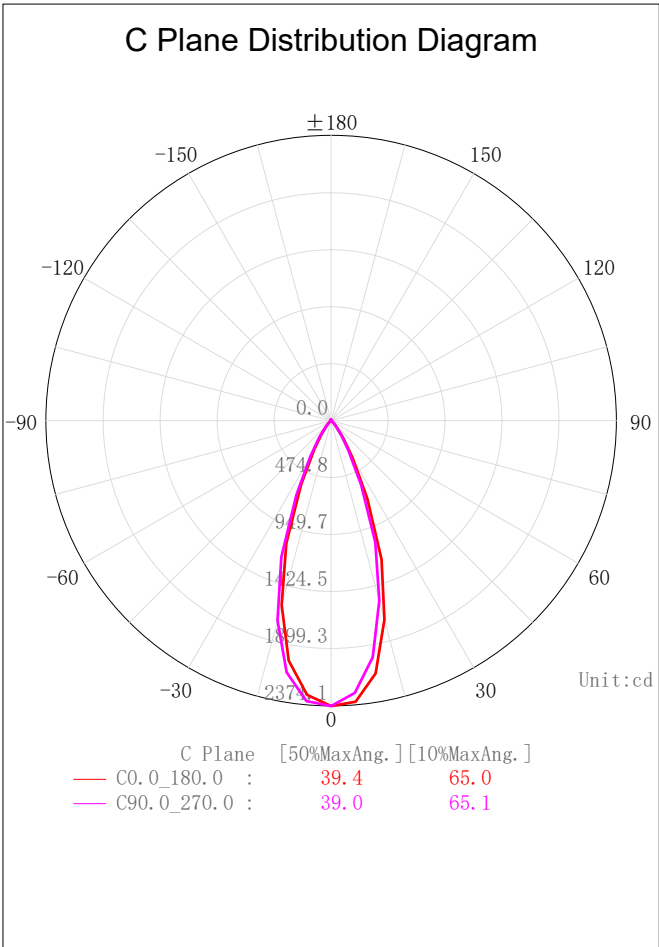
Indoor Luminaire Photometric Data

Description Information

Luminary Name: PD08-15-XX-01 2700K RA90 36D		Lum. Catalog:	Test ID: 01
Lamp Name:		Lamp Catalog: LED	Test Date: 2022/09/13
Manufacture: Shenzhen Norming Lighting		Shld. Ang(°):	Test Machine:GON-2000
Test Lab: Quality Department		Frequency (Hz):	Lamp CCT (K): Ra:
Lum. Size (W*L*H):0.039m*0.039m*0.000m		Lum. Area (m2):0.002	Lum. W (kg): 0.000
Test System: C, γ	Test Step: C=90.0 γ=5.0	Temp. (°C): 25	Humidity(%): 50.0

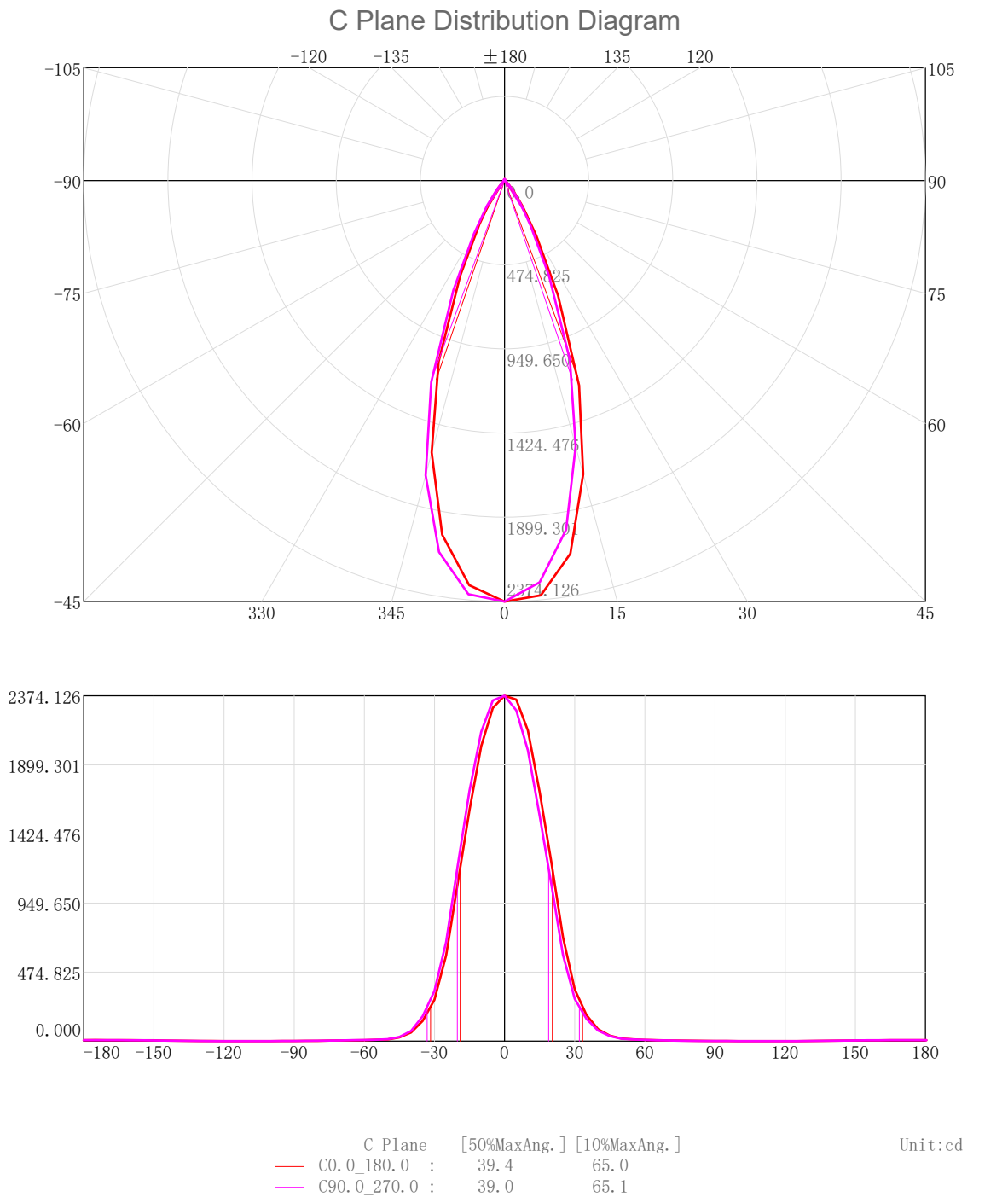
Character Parameter

Lamp Speciality Parameter		Luminaire Speciality Parameter	
Rated Flux(lm): 1153.830	Luminary Flux(lm): 1153.831	Field Angle(10%Imax): 65.0(°)	
Rated Power(W):	Luminary Efficiency: 100.00%	Down Lumens&Percent: 1137.756lm 98.61%	
Rated Voltage(V):	Luminary EER(lm/W): 86.429	Up Lumens&Percent: 16.075lm 1.39%	
Tested Power(W): 13.350	Max. Candela(cd): 2374.126	S/MH: C0_a180=0.644 C90_270=0.639	
Lamps' Inside: 1	Max Cand@Ang. (°): C=0.0 γ=0.0	CIE Type: Semi-Direct	
Tested Electrics (V, A, pf):240.1, 0.060, 0.920	Beam Angle(50%Imax): 39.4(°)	ErP Φ use(90°): 1083.671lm	
Lamp Size (W*L*H):0.039m*0.039m*0.000m	Left=-19.0°, Right=20.4°	IRF(%): 430.795	



2D Plane Light Intensity Distribution Curve

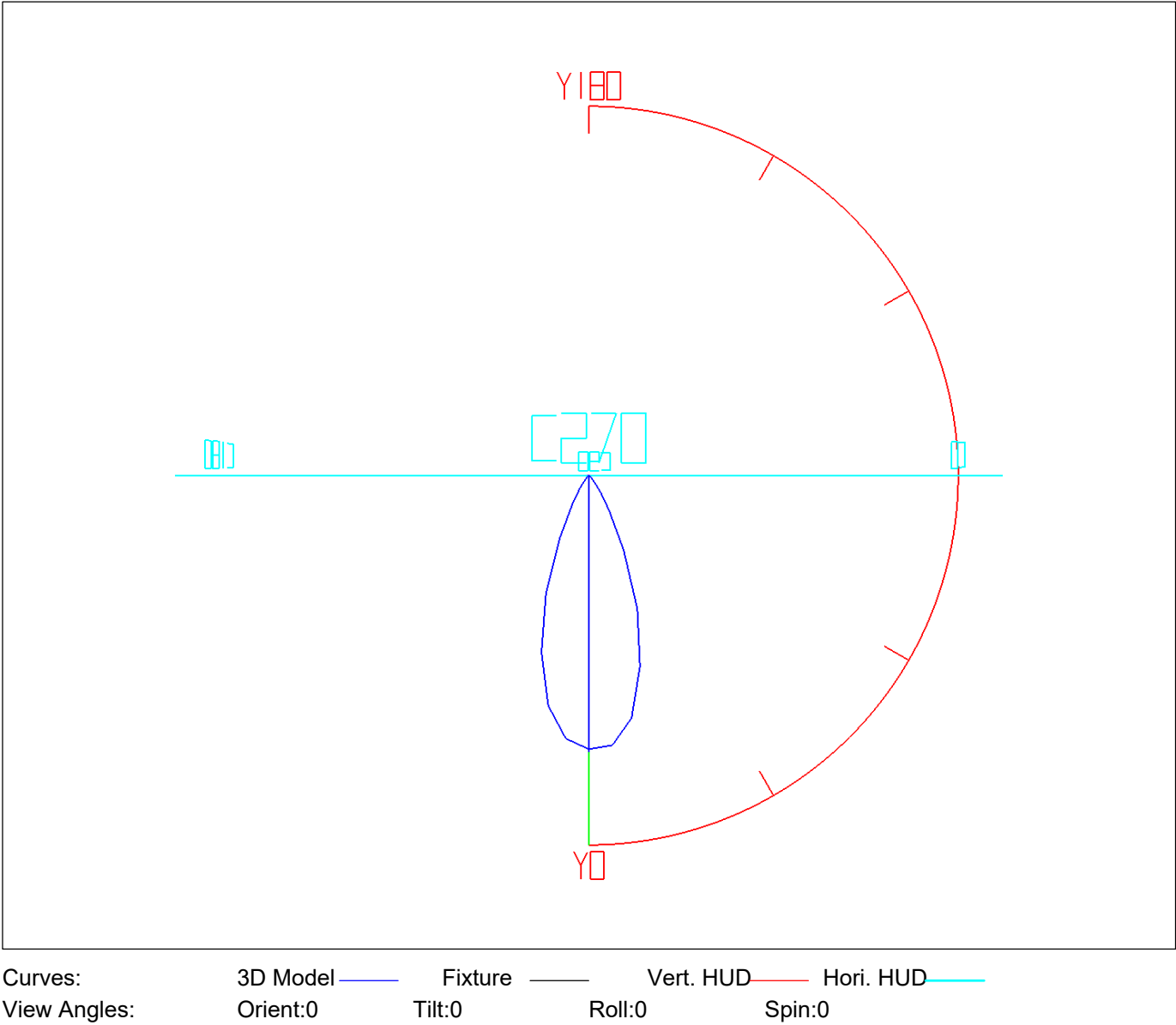
Lum. Name: PD08-15-XX-01 2700K RA90 36D	Lum. Catalog:	Test ID: 01
Lamp Name:	Lamp Catalog: LED	Test Lab: Quality Department
Manufacture: Shenzhen Norming Lighting	Test Machine:GON-2000	Test Date: 2022/09/13



3D Light Intensity Distribution Modal

Lum. Name: PD08-15-XX-01 2700K RA90 36D	Lum. Catelog:	Test ID: 01
Lamp Name:	Lamp Catelog: LED	Test Lab: Quality Department
Manufacture: Shenzhen Norming Lighting	Test Machine:GON-2000	Test Date: 2022/09/13

3D Light Intensity Distribution Modal

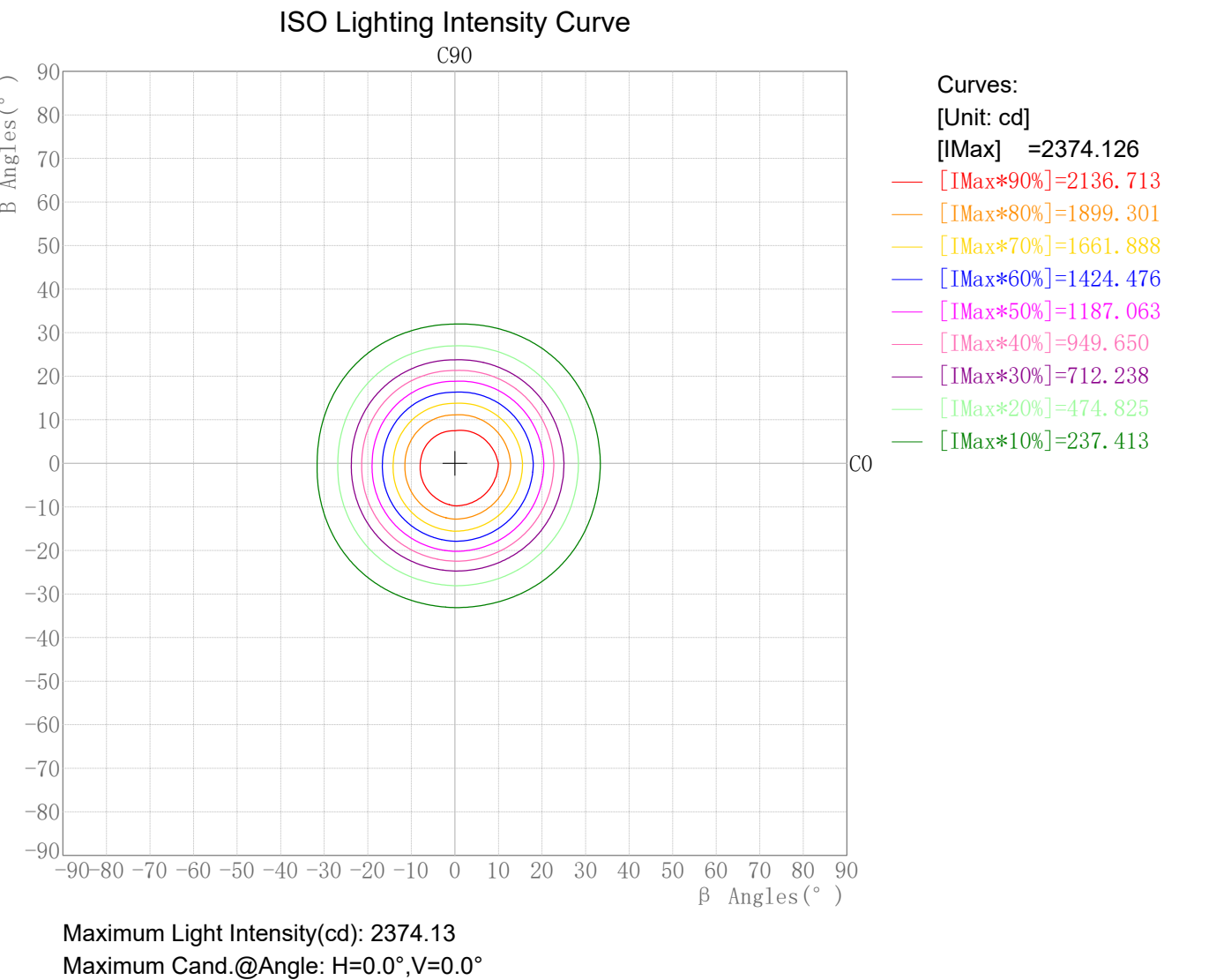


Zonal Flux Tabulation

Zone(γ)	Zone Flux (lm)	Sums Flux (lm)	Zone%Lamp	Sums%Lamp
0.0-5.0	56.04	56.04	4.86	4.86
5.0-10.0	156.89	212.93	13.60	18.45
10.0-15.0	220.41	433.34	19.10	37.56
15.0-20.0	230.26	663.60	19.96	57.51
20.0-25.0	188.35	851.95	16.32	73.84
25.0-30.0	122.12	974.07	10.58	84.42
30.0-35.0	70.86	1044.93	6.14	90.56
35.0-40.0	38.88	1083.81	3.37	93.93
40.0-45.0	19.23	1103.04	1.67	95.60
45.0-50.0	9.65	1112.69	0.84	96.43
50.0-55.0	5.86	1118.55	0.51	96.94
55.0-60.0	4.71	1123.25	0.41	97.35
60.0-65.0	3.90	1127.15	0.34	97.69
65.0-70.0	3.20	1130.35	0.28	97.97
70.0-75.0	2.55	1132.90	0.22	98.19
75.0-80.0	2.02	1134.92	0.17	98.36
80.0-85.0	1.59	1136.50	0.14	98.50
85.0-90.0	1.25	1137.76	0.11	98.61
90.0-95.0	1.01	1138.77	0.09	98.69
95.0-100.0	0.78	1139.54	0.07	98.76
100.0-105.0	0.60	1140.14	0.05	98.81
105.0-110.0	0.48	1140.62	0.04	98.86
110.0-115.0	0.42	1141.04	0.04	98.89
115.0-120.0	0.47	1141.51	0.04	98.93
120.0-125.0	0.57	1142.08	0.05	98.98
125.0-130.0	0.74	1142.81	0.06	99.05
130.0-135.0	0.97	1143.79	0.08	99.13
135.0-140.0	1.24	1145.03	0.11	99.24
140.0-145.0	1.44	1146.47	0.12	99.36
145.0-150.0	1.55	1148.02	0.13	99.50
150.0-155.0	1.56	1149.57	0.14	99.63
155.0-160.0	1.43	1151.00	0.12	99.76
160.0-165.0	1.20	1152.20	0.10	99.86
165.0-170.0	0.89	1153.09	0.08	99.94
170.0-175.0	0.55	1153.64	0.05	99.98
175.0-180.0	0.19	1153.83	0.02	100.00

Rectangle ISO Lighting Intensity Diagram

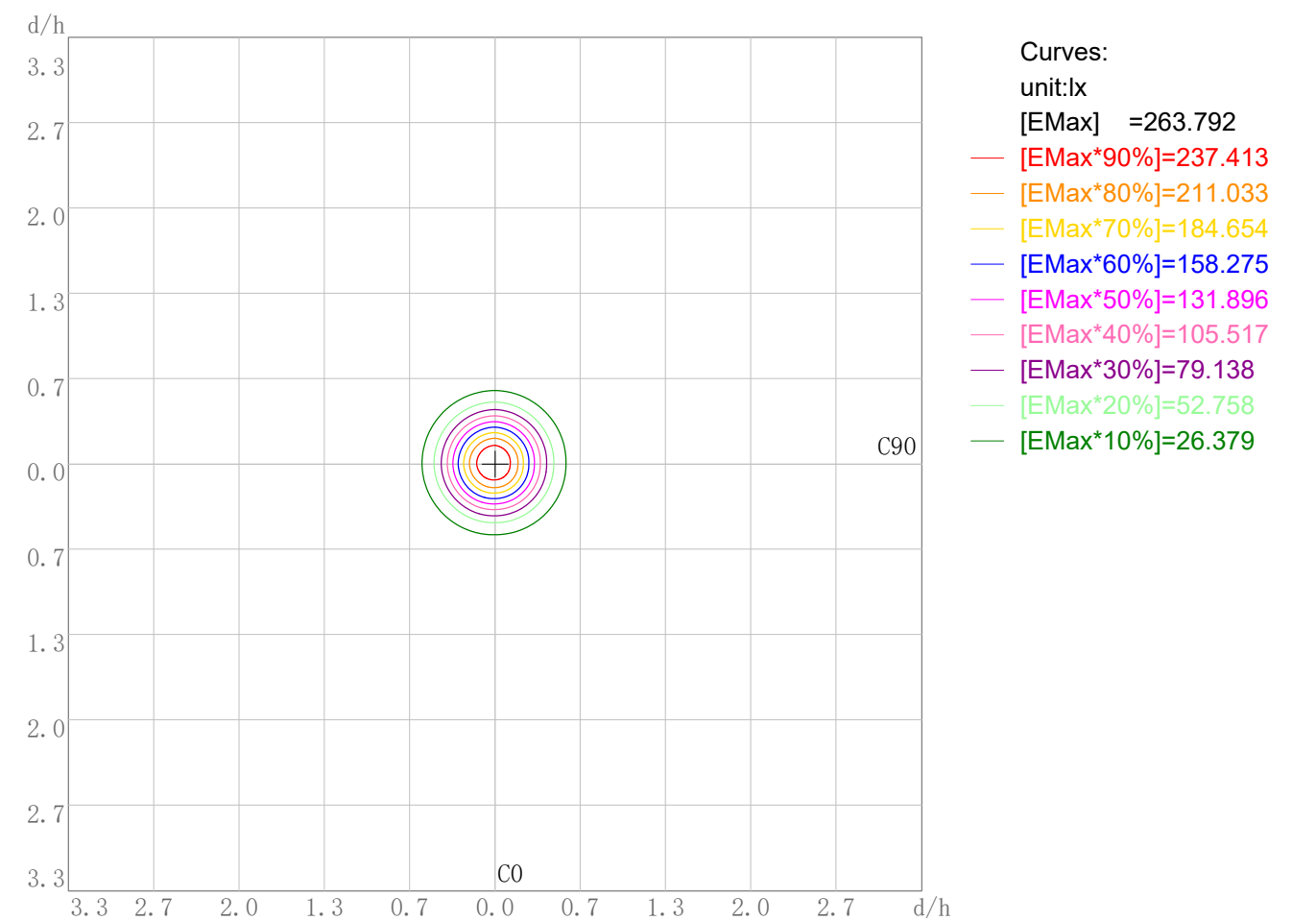
Lum. Name: PD08-15-XX-01 2700K RA90 36D	Lum. Catelog:	Test ID: 01
Lamp Name:	Lamp Catelog: LED	Test Lab: Quality Department
Manufacture: Shenzhen Norming Lighting	Test Machine:GON-2000	Test Date: 2022/09/13



Plane ISO-Illuminance Diagram

Lum. Name: PD08-15-XX-01 2700K RA90 36D	Lum. Catalog:	Test ID: 01
Lamp Name:	Lamp Catalog: LED	Test Lab: Quality Department
Manufacture: Shenzhen Norming Lighting	Test Machine:GON-2000	Test Date: 2022/09/13

Plane ISO-Illuminance Curve

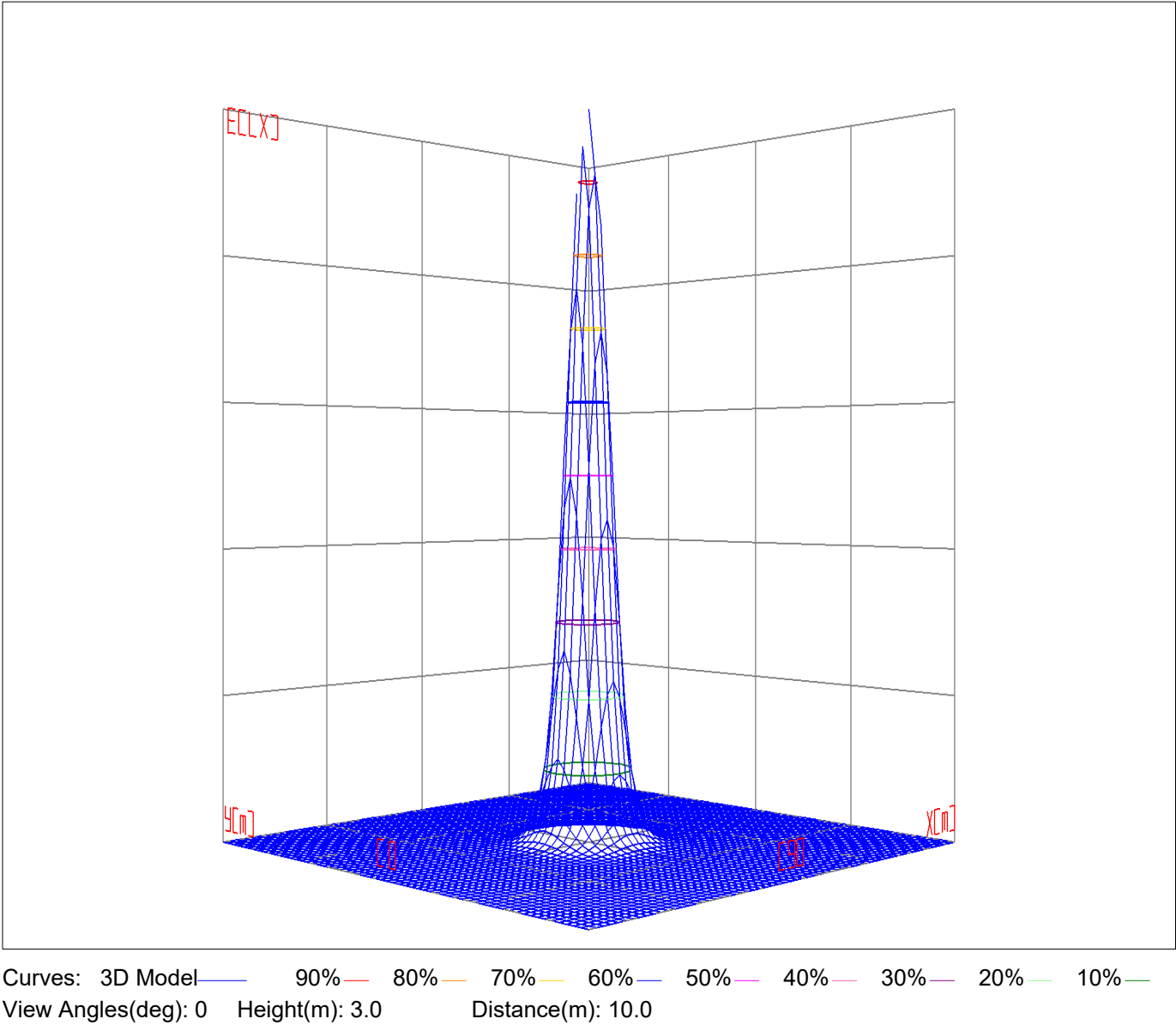


Working Plane Luminaire Mounting Height(m): 3.00
Working Plane Maximum Illuminance(lx): 263.79
Working Plane Maximum Illuminance Position(d/h):H0.0 V0.0

3D Plane ISO Illuminance Diagram

Lum. Name: PD08-15-XX-01 2700K RA90 36D	Lum. Catelog:	Test ID: 01
Lamp Name:	Lamp Catelog: LED	Test Lab: Quality Department
Manufacture: Shenzhen Norming Lighting	Test Machine:GON-2000	Test Date: 2022/09/13

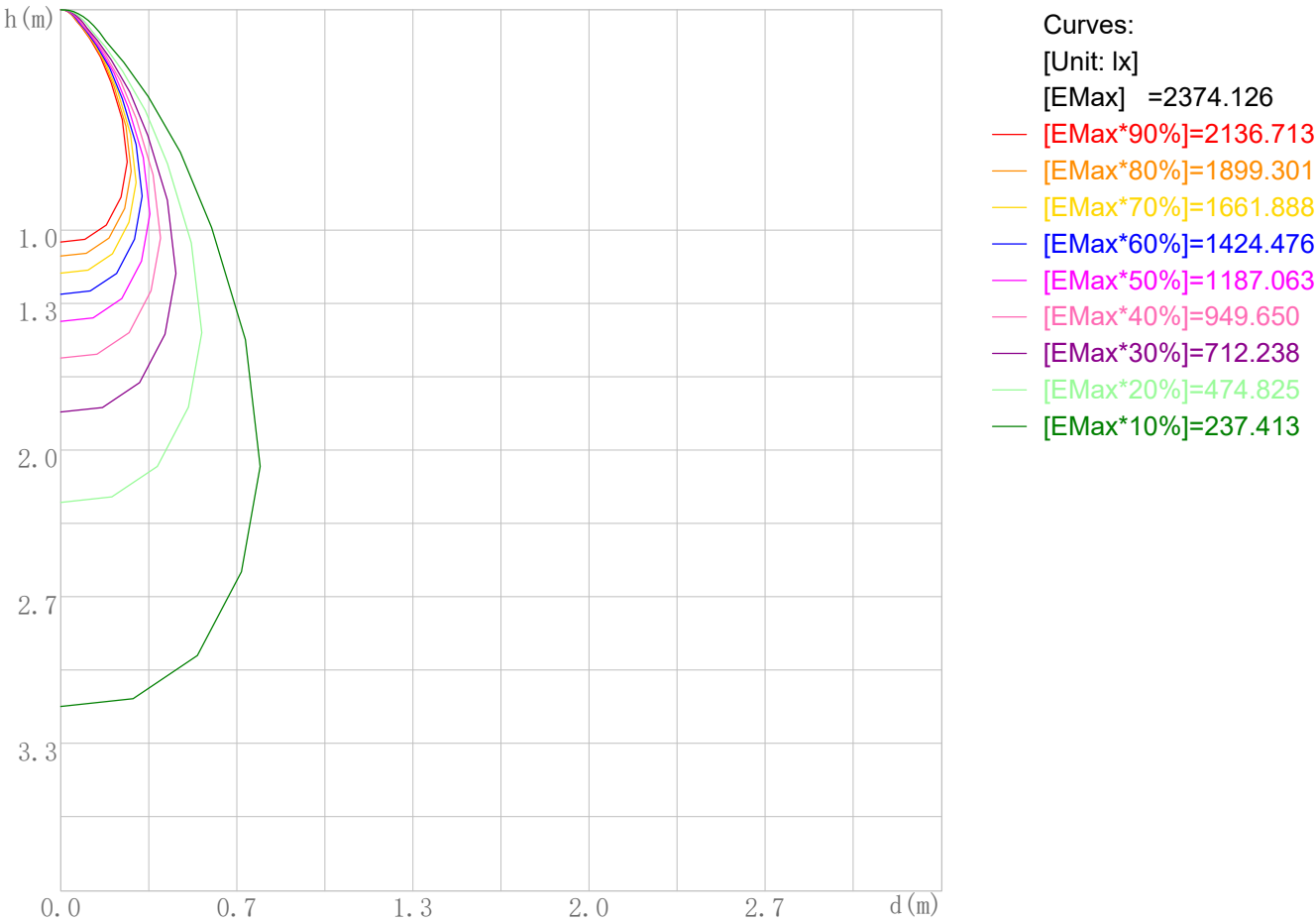
3D Plane Illuminance Modal



Space ISO Illuminance Diagram

Lum. Name: PD08-15-XX-01 2700K RA90 36D	Lum. Catelog:	Test ID: 01
Lamp Name:	Lamp Catelog: LED	Test Lab: Quality Department
Manufacture: Shenzhen Norming Lighting	Test Machine:GON-2000	Test Date: 2022/09/13

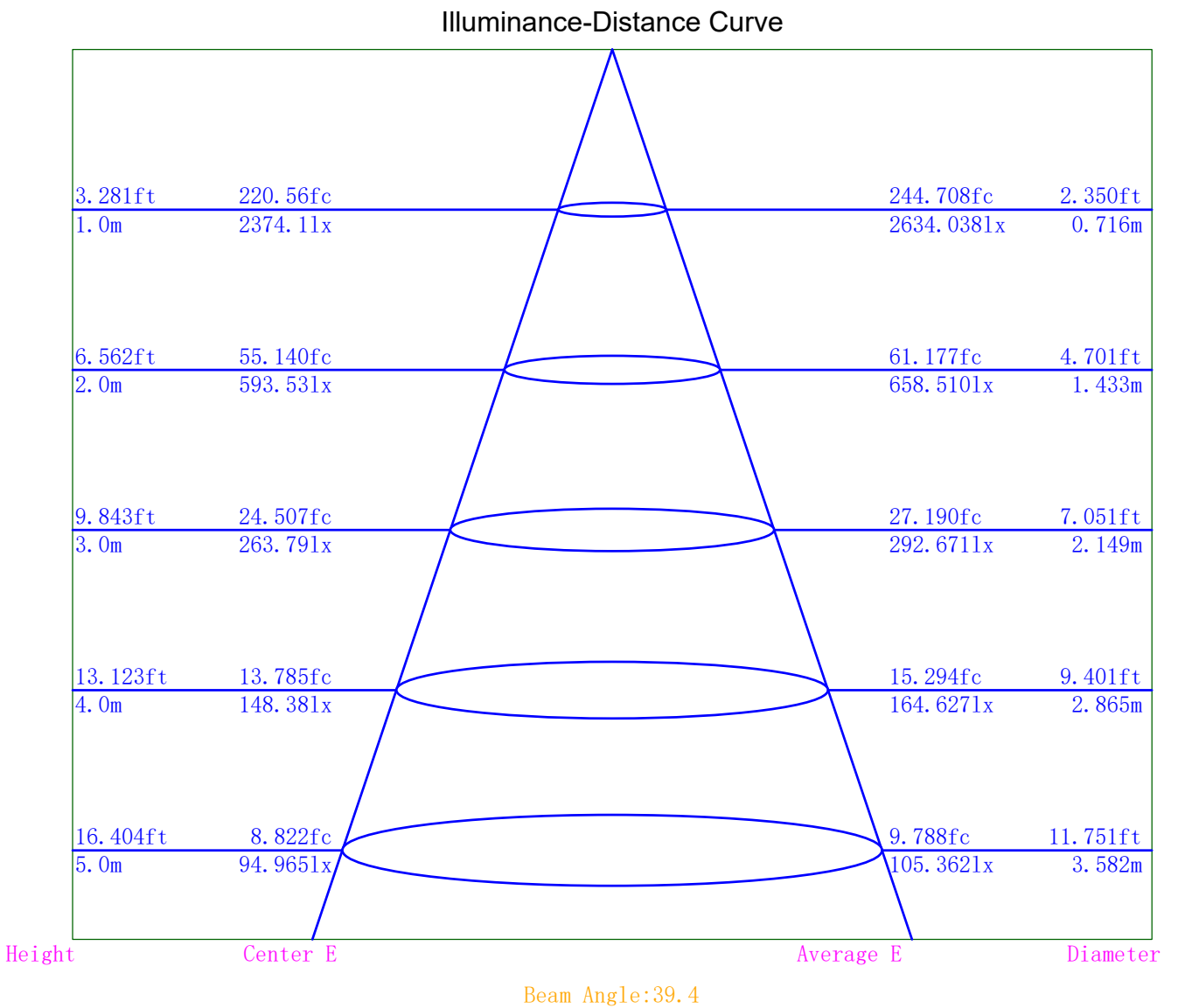
Space ISO Illuminance Curve



Space Plane Maximum Illuminance and @Angle:2374.13lx,0.0deg
Plane Maximum Lighting Intensity and @Angle:2374.126cd,0deg

Illuminance-Distance Diagram

Lum. Name: PD08-15-XX-01 2700K RA90 36D	Lum. Catalog:	Test ID: 01
Lamp Name:	Lamp Catalog: LED	Test Lab: Quality Department
Manufacture: Shenzhen Norming Lighting	Test Machine:GON-2000	Test Date: 2022/09/13



Indoor Luminance Limiting Curves

Lum. Name: PD08-15-XX-01 2700K RA90 36D	Lum. Catalog:	Test ID: 01
Lamp Name:	Lamp Catalog: LED	Test Lab: Quality Department
Manufacture: Shenzhen Norming Lighting	Test Machine:GON-2000	Test Date: 2022/09/13

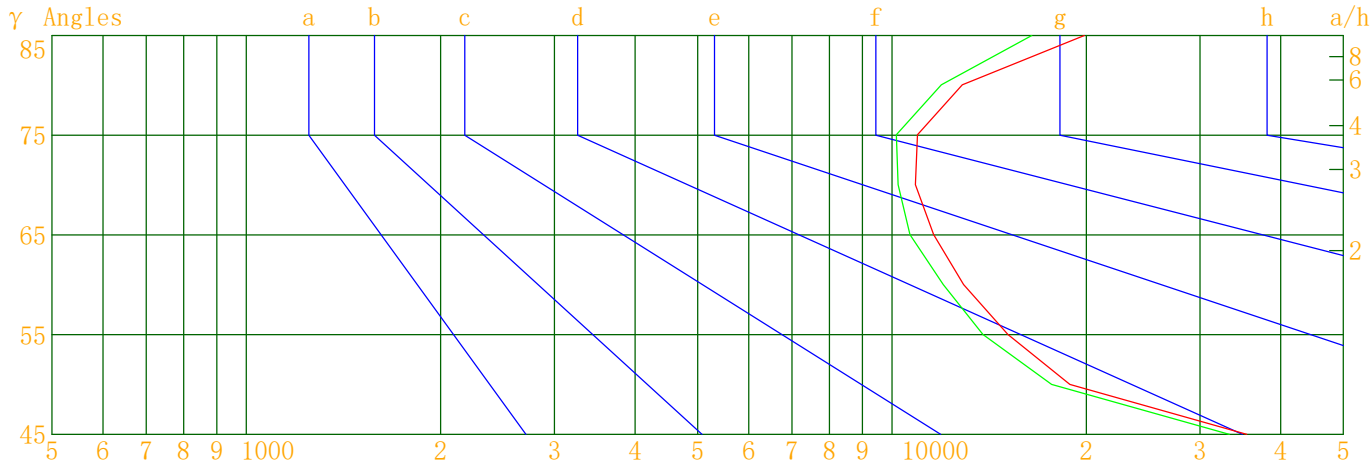
Glare Grade Table

GI	Quality	Using Illuminance							
1.15	A	2000	1000	500	<=300				
1.5	B		2000	1000	500	<=300			
1.85	C			2000	1000	500	<=300		
2.2	D				2000	1000	500	<=300	
2.55	E	a				2000	1000	500	<=300
			b	c	d	e	f	g	h

Luminance Table

Gama(deg)	45	50	55	60	65	70	75	80	85
C0	35439	18857	15122	12909	11601	10869	10954	12850	19855
C90	33293	17670	13834	12007	10663	10223	10158	11926	16460

Luminance Limiting Curve



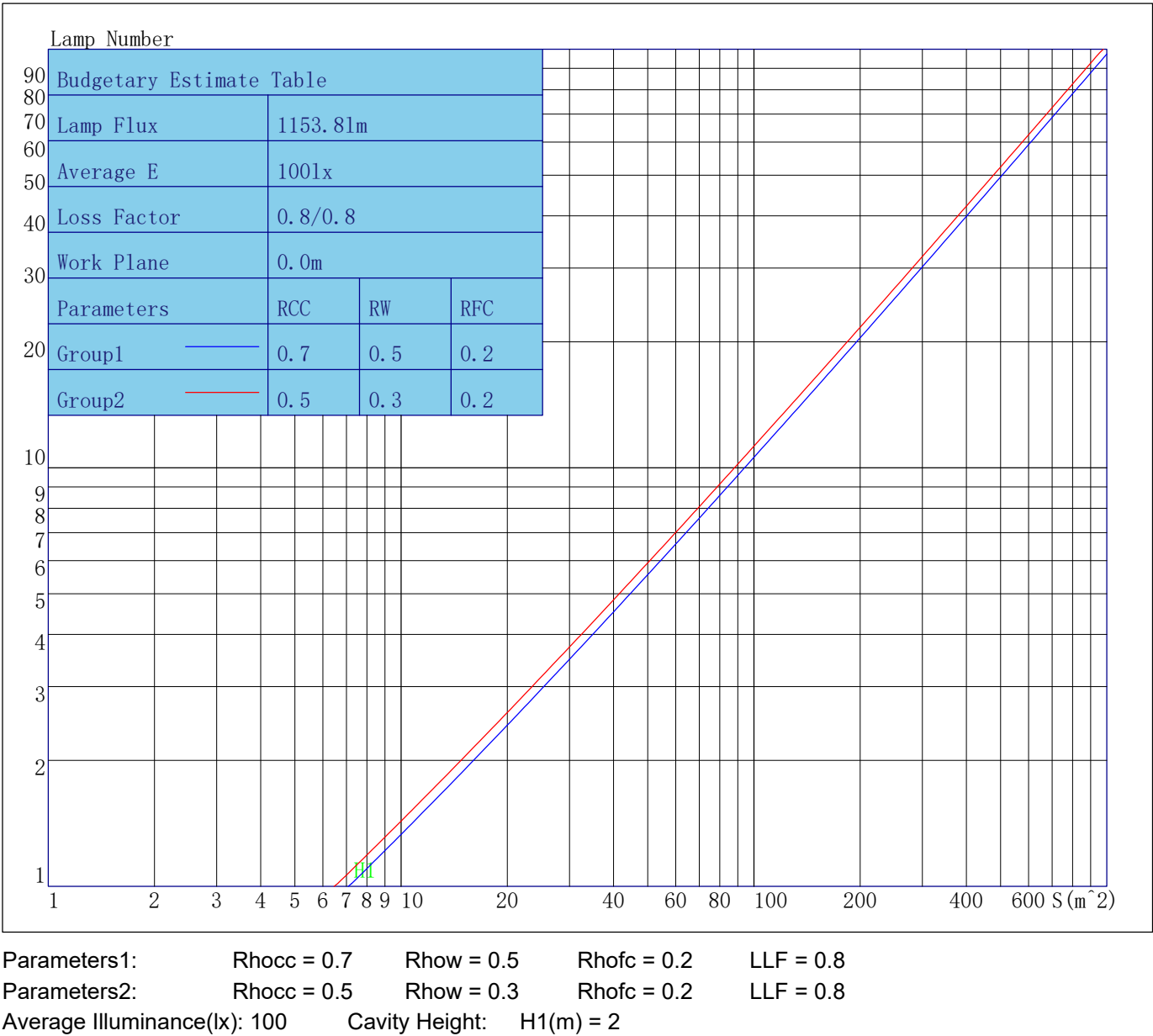
Luminous Size: Length(m)=0.039 Width(m)=0.039 Height(m)=0.000 Area(m^2)=0.001521

Luminous Type: Without Luminous Side

Luminous Curves: C0-C180 Color: C90-C270 Color:

Indoor Budgetary Estimate Table

Lum. Name: PD08-15-XX-01 2700K RA90 36D	Lum. Catalog:	Test ID: 01
Lamp Name:	Lamp Catalog: LED	Test Lab: Quality Department
Manufacture: Shenzhen Norming Lighting	Test Machine:GON-2000	Test Date: 2022/09/13



Indoor Coefficient of Utilization Table

Lum. Name: PD08-15-XX-01 2700K RA90 36D	Lum. Catelog:	Test ID: 01
Lamp Name:	Lamp Catelog: LED	Test Lab: Quality Department
Manufacture: Shenzhen Norming Lighting	Test Machine:GON-2000	Test Date: 2022/09/13

Coefficients of Utilization - Zonal Cavity Method																		
Coef.	Effective Floor Cavity Reflectance RFC=0.20																	
RhoCC (%)	80				70				50			30			10			0
RhoW (%)	70	50	30	10	70	50	30	10	50	30	10	50	30	10	50	30	10	0
RCR	Coefficient of Utilization(%)																	
0	119	119	119	119	116	116	116	116	110	110	110	105	105	105	101	101	101	99
1	114	111	109	107	111	109	107	105	105	103	101	101	99	98	97	96	95	93
2	109	104	101	98	107	103	99	96	99	96	94	96	94	92	93	91	90	88
3	104	98	94	91	102	97	93	90	94	91	88	92	89	87	89	87	85	84
4	100	93	88	85	98	92	87	84	90	86	83	88	84	82	86	83	81	79
5	96	88	83	80	94	87	83	79	86	81	78	84	80	78	82	79	77	75
6	92	84	79	75	90	83	78	75	82	77	74	80	77	74	79	76	73	72
7	88	80	75	71	87	80	75	71	78	74	71	77	73	70	76	72	70	69
8	85	77	71	68	84	76	71	68	75	70	67	74	70	67	73	69	67	65
9	82	73	68	65	81	73	68	65	72	67	64	71	67	64	70	66	64	63
10	79	70	65	62	78	70	65	62	69	65	62	68	64	61	67	64	61	60

Unified Glare Rating Table

Lum. Name: PD08-15-XX-01 2700K RA90 36D	Lum. Catelog:	Test ID: 01
Lamp Name:	Lamp Catalog: LED	Test Lab: Quality Department
Manufacture: Shenzhen Norming Lighting	Test Machine:GON-2000	Test Date: 2022/09/13

Unified Glare Rating Table

Ceiling RCC	0.70	0.70	0.50	0.50	0.30	0.70	0.70	0.50	0.50	0.30
Wall RW	0.50	0.30	0.50	0.30	0.30	0.50	0.30	0.50	0.30	0.30
Floor RFC	0.20	0.20	0.20	0.20	0.20	0.20	0.20	0.20	0.20	0.20
Room Size	Vewed crosswise					Vewed endwise				
X=2H Y=2H	19.3	20.3	19.7	20.6	21.0	18.5	19.4	18.9	19.8	20.1
	19.3	20.2	19.7	20.6	21.0	18.5	19.4	18.9	19.7	20.1
	19.4	20.2	19.8	20.6	21.0	18.6	19.4	19.0	19.7	20.2
	19.4	20.2	19.9	20.6	21.0	18.7	19.4	19.1	19.8	20.2
	19.5	20.2	20.0	20.6	21.1	18.7	19.4	19.2	19.8	20.3
	19.6	20.2	20.1	20.7	21.1	18.8	19.4	19.3	19.9	20.3
X=4H Y=2H	19.1	19.9	19.5	20.3	20.7	18.3	19.1	18.7	19.5	19.9
	19.2	19.9	19.7	20.3	20.8	18.4	19.1	18.9	19.5	20.0
	19.3	19.9	19.8	20.4	20.9	18.6	19.2	19.0	19.6	20.1
	19.5	20.0	20.0	20.5	21.0	18.8	19.3	19.3	19.8	20.3
	19.6	20.1	20.1	20.6	21.1	18.9	19.4	19.4	19.9	20.4
	19.8	20.2	20.3	20.7	21.2	19.1	19.5	19.6	20.0	20.5
X=8H Y=4H	19.3	19.8	19.8	20.2	20.7	18.5	19.0	19.0	19.5	20.0
	19.6	20.0	20.1	20.5	21.0	18.9	19.2	19.4	19.8	20.3
	19.8	20.1	20.3	20.7	21.2	19.1	19.4	19.6	20.0	20.5
	20.1	20.4	20.6	20.9	21.5	19.4	19.7	19.9	20.2	20.8
X=12H Y=4H	19.2	19.7	19.8	20.2	20.7	18.5	18.9	19.0	19.4	20.0
	19.6	19.9	20.1	20.4	21.0	18.9	19.2	19.4	19.7	20.3
	19.8	20.1	20.4	20.7	21.3	19.2	19.5	19.7	20.0	20.6
Variations with the objerver position at spacings										
S=1.0H	0.1/-0.1					0.2/-0.2				
S=1.5H	0.3/-0.3					0.4/-0.4				
S=2.0H	0.5/-0.5					0.5/-0.5				
Reduced UGR Table:										
Nordic Standard Table:	BK0					BK0				
Correction Value	1.1					1.1				

o the CIE Pub.117,data has been corrected,refers to the lamp's lumens 8.2flm.

IES Indoor Report
Photometric Filename:PD08-15-XX-01 2700K RA90 36D.IE

S
Candela Tabulation

V/H	C0.0	C90.0	C180.0	C270.0
γ 0.0	2374.13	2374.13	2374.13	2374.13
γ 5.0	2347.83	2273.91	2290.56	2341.77
γ 10.0	2135.92	1998.72	2027.67	2126.81
γ 15.0	1713.78	1550.66	1587.65	1721.21
γ 20.0	1229.45	1077.42	1087.05	1208.40
γ 25.0	715.18	593.18	589.98	682.64
γ 30.0	357.39	291.96	284.10	345.64
γ 35.0	180.52	153.66	139.68	171.87
γ 40.0	82.21	73.28	60.11	70.75
γ 45.0	38.12	35.81	26.43	28.78
γ 50.0	18.44	17.28	12.55	13.66
γ 55.0	13.19	12.07	9.96	10.60
γ 60.0	9.82	9.13	7.97	8.69
γ 65.0	7.46	6.85	6.80	7.38
γ 70.0	5.65	5.32	5.43	5.66
γ 75.0	4.31	4.00	4.26	4.41
γ 80.0	3.39	3.15	3.09	3.51
γ 85.0	2.63	2.18	2.62	2.77
γ 90.0	2.03	2.05	1.79	2.20
γ 95.0	1.66	1.77	1.66	1.59
γ 100.0	1.19	1.27	1.01	1.29
γ 105.0	1.25	0.97	0.84	1.12
γ 110.0	0.67	0.86	0.88	0.73
γ 115.0	0.86	0.85	0.75	1.00
γ 120.0	1.03	1.13	1.03	1.09
γ 125.0	1.25	1.26	1.68	1.38
γ 130.0	1.75	1.81	2.34	2.10
γ 135.0	2.50	2.82	3.17	2.80
γ 140.0	3.59	3.72	4.16	4.01
γ 145.0	4.40	4.76	5.09	4.77
γ 150.0	5.30	5.83	6.29	5.60
γ 155.0	6.11	6.55	6.99	6.58
γ 160.0	7.01	6.92	7.39	6.97
γ 165.0	7.13	7.40	7.78	7.41
γ 170.0	7.44	7.55	7.87	7.56
γ 175.0	7.62	7.76	8.11	7.70
γ 180.0	7.97	7.97	7.97	7.97